

2020 Public Education and Outreach Information



Renew Our Waters

Every choice counts.

LEAVE YOUR LEAVES ON LAND

Fall leaves provide beautiful color on trees, but in local waters they contribute to algal blooms. Leaves are a leading contributor of phosphorus in our waters.

Properly cleaning up your yard in the fall will help keep our local waters clean too! Read these tips. Post this sheet in your garage near your rakes. Working together to keep leaves out of the storm drain and out of local waters will help keep green on the land and out of the water.

KEEP YOUR LEAVES ON YOUR PROPERTY

A great way to make sure leaves do not end up in local waters is to keep them on your property!

Mulch leaves in place by making several passes over the leaves with a mulching mower. This will keep leaves on your lawn and provide it with nutrients it needs for healthy grass next spring.

Collect mulched leaves and spread them in garden beds or under shrubs. Leaves provide valuable protection for plants through the winter and also provide nutrients for spring growth.

Composting is recycling your lawn trimmings and turning them into a valuable resource for your garden or houseplants!

COMPOSTING

Composting is recycling your lawn trimmings and turning them into a rich soil, known as compost - a valuable resource for your garden or houseplants.

Cold composting requires little

maintenance but can take up to 2 years to complete. To create a cold compost pile, mix non-woody yard wastes and let them sit.

Hot composting requires regular maintenance such as turning and watering, but can create compost in typically 1-3 months time. To create a hot compost pile, mix equal amounts of high nitrogen "greens" (wet and soft materials such as grass clippings) and high-carbon "browns" (dry and woody materials such as dead leaves) with 10% bulky materials such as wood chips. The mix should remain moist but not wet and should be turned often.

More information on Composting can be found on the internet.

RAKING & COLLECTION

If you decide to collect your leaves for removal from your yard, follow your community leaf collection policies and schedules. Put a tarp over leaf piles between pick-up times to prevent them from blowing away. Remove leaves and debris from the gutters and storm sewer inlets.

Stormwater is rain or snow-melt and water from things people do, like overwatering the lawn or letting fertilizer fall into the street drain. We can choose products carefully and shape our lawns and pavement so water sinks in. When we do, runoff is reduced, pollutants filter out and streams and groundwater are protected.

Untreated runoff is the biggest threat to our nation's water quality, according to the U.S. Environmental Protection Agency. Let's make the small, important changes that will reduce that threat and improve water quality and our lives!

Realize

What touches the ground enters the water

Northeast Wisconsin Stormwater Consortium

P.O. Box 1861 Appleton, WI 54912 | 920.915-5767

RenewourWaters.org

FALL 2020

Storm Water Management

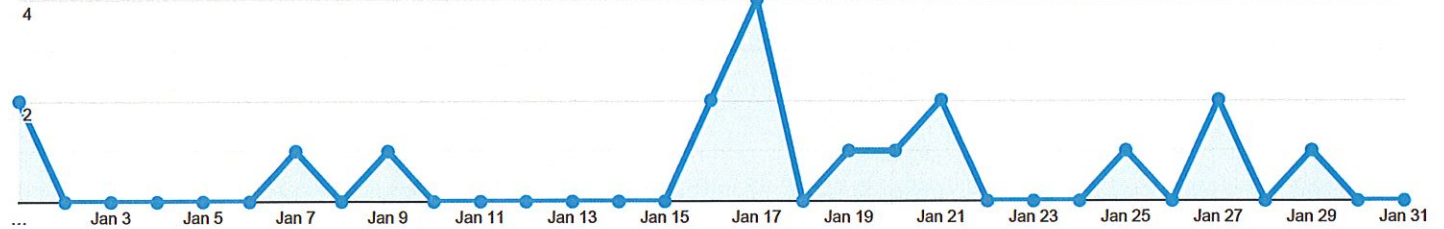
ALL » PAGE PATH LEVEL 1: /government/ » PAGE PATH LEVEL 2: /departments/ » PAGE PATH LEVEL 3: /storm-water-management/

Jan 1, 2020 - Jan 31, 2020

All Users
0.08% Pageviews

Explorer

Pageviews



Page path level 4	Pageviews	Unique Pageviews	Avg. Time on Page	Bounce Rate	% Exit
	18 % of Total: 0.08% (22,851)	15 % of Total: 0.08% (18,601)	00:00:32 Avg for View: 00:01:12 (-54.72%)	50.00% Avg for View: 56.19% (-11.02%)	16.67% Avg for View: 41.66% (-59.99%)
1. /general-permit-information/	9 (50.00%)	6 (40.00%)	00:00:30	100.00%	11.11%
2. /	5 (27.78%)	5 (33.33%)	00:00:36	0.00%	0.00%
3. /storm-sewer-lateral-responsibility/	2 (11.11%)	2 (13.33%)	00:00:38	50.00%	50.00%
4. /storm-water-utility/	2 (11.11%)	2 (13.33%)	00:00:33	50.00%	50.00%

Rows 1 - 4 of 4

Storm Water Management

ALL » PAGE PATH LEVEL 1: /government/ » PAGE PATH LEVEL 2: /departments/ » PAGE PATH LEVEL 3: /storm-water-management/

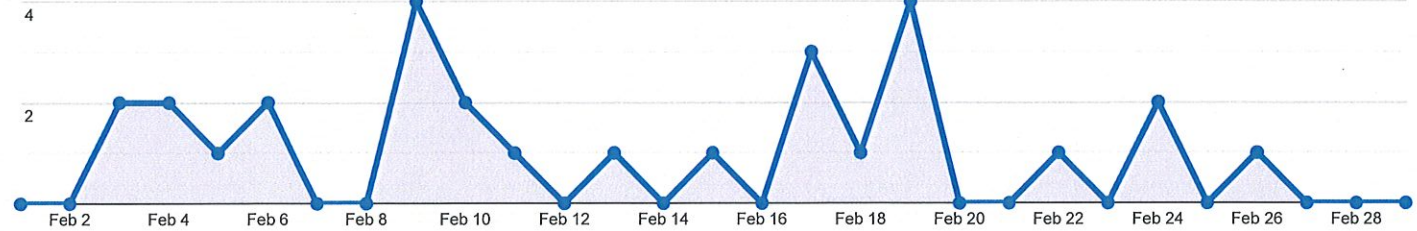
Feb 1, 2020 - Feb 29, 2020



All Users
0.11% Pageviews

Explorer

Pageviews



Page path level 4	Pageviews	Unique Pageviews	Avg. Time on Page	Bounce Rate	% Exit
	28 % of Total: 0.11% (25,540)	24 % of Total: 0.12% (20,610)	00:00:19 Avg for View: 00:01:05 (-71.40%)	57.14% Avg for View: 57.49% (-0.61%)	28.57% Avg for View: 39.75% (-28.11%)
1. /	14 (50.00%)	13 (54.17%)	00:00:12	0.00%	14.29%
2. /general-permit-information/	8 (28.57%)	5 (20.83%)	00:00:19	0.00%	12.50%
3. /storm-sewer-lateral-responsibility/	4 (14.29%)	4 (16.67%)	00:01:36	75.00%	75.00%
4. /storm-water-utility/storm-water-credit-policy/	2 (7.14%)	2 (8.33%)	00:00:00	100.00%	100.00%

Rows 1 - 4 of 4

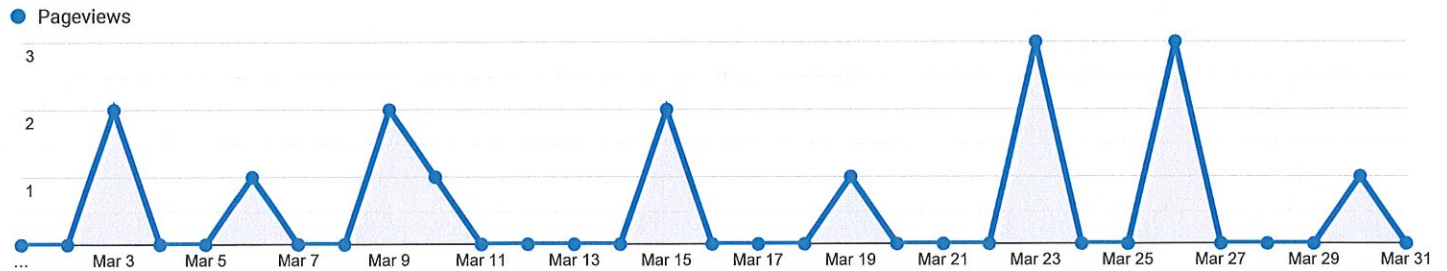
Storm Water Management

ALL » PAGE PATH LEVEL 1: [/government/](#) » PAGE PATH LEVEL 2: [/departments/](#) » PAGE PATH LEVEL 3: [/storm-water-management/](#)

Mar 1, 2020 - Mar 31, 2020

All Users
0.06% Pageviews

Explorer



Page path level 4	Pageviews	Unique Pageviews	Avg. Time on Page	Bounce Rate	% Exit
	16 % of Total: 0.06% (25,359)	14 % of Total: 0.07% (20,481)	00:02:43 Avg for View: 00:01:29 (83.39%)	50.00% Avg for View: 54.45% (-8.17%)	25.00% Avg for View: 41.42% (-39.64%)
1. /	5 (31.25%)	4 (28.57%)	00:01:33	0.00%	20.00%
2. /storm-sewer-lateral-responsibility/	4 (25.00%)	3 (21.43%)	00:11:48	50.00%	50.00%
3. /general-permit-information/	3 (18.75%)	3 (21.43%)	00:00:37	0.00%	0.00%
4. /storm-water-utility/	2 (12.50%)	2 (14.29%)	00:00:06	0.00%	0.00%
5. /related-links/	1 (6.25%)	1 (7.14%)	00:00:00	0.00%	100.00%
6. /storm-water-utility/storm-water-credit-policy/	1 (6.25%)	1 (7.14%)	00:00:48	0.00%	0.00%

Rows 1 - 6 of 6

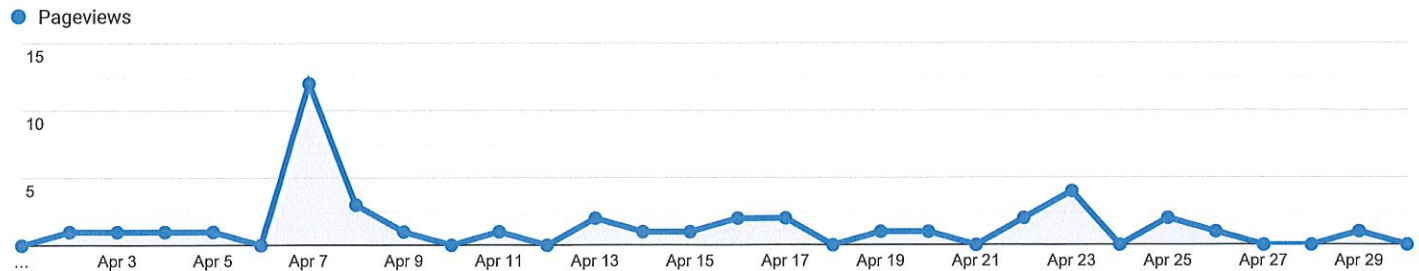
Storm Water Management

ALL » PAGE PATH LEVEL 1: /government/ » PAGE PATH LEVEL 2: /departments/ » PAGE PATH LEVEL 3: /storm-water-management/

Apr 1, 2020 - Apr 30, 2020

All Users
0.16% Pageviews

Explorer



Page path level 4	Pageviews	Unique Pageviews	Avg. Time on Page	Bounce Rate	% Exit
	41 % of Total: 0.16% (24,993)	33 % of Total: 0.16% (20,413)	00:01:30 Avg for View: 00:01:20 (11.82%)	46.67% Avg for View: 53.75% (-13.18%)	31.71% Avg for View: 40.73% (-22.16%)
1. /general-permit-information/	18 (43.90%)	14 (42.42%)	00:00:48	37.50%	27.78%
2. /	10 (24.39%)	7 (21.21%)	00:03:22	0.00%	30.00%
3. /storm-sewer-lateral-responsibility/	9 (21.95%)	9 (27.27%)	00:01:33	57.14%	44.44%
4. /related-links/	2 (4.88%)	1 (3.03%)	00:00:04	0.00%	0.00%
5. /storm-water-utility/	2 (4.88%)	2 (6.06%)	00:00:03	0.00%	50.00%

Rows 1 - 5 of 5

Storm Water Management

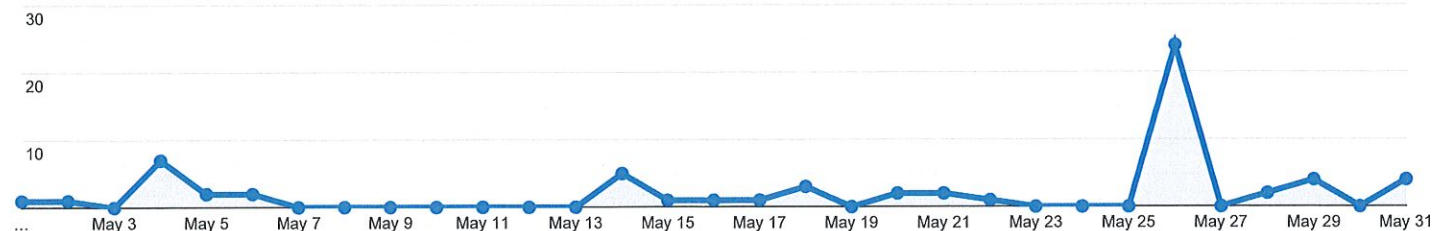
ALL » PAGE PATH LEVEL 1: /government/ » PAGE PATH LEVEL 2: /departments/ » PAGE PATH LEVEL 3: /storm-water-management/

May 1, 2020 - May 31, 2020

All Users
0.24% Pageviews

Explorer

Pageviews



Page path level 4	Pageviews	Unique Pageviews	Avg. Time on Page	Bounce Rate	% Exit
	63 % of Total: 0.24% (25,920)	42 % of Total: 0.20% (21,436)	00:00:58 Avg for View: 00:01:09 (-16.05%)	37.50% Avg for View: 56.76% (-33.93%)	23.81% Avg for View: 41.59% (-42.76%)
1. /general-permit-information/	23 (36.51%)	14 (33.33%)	00:01:22	0.00%	17.39%
2. /	18 (28.57%)	11 (26.19%)	00:00:25	0.00%	16.67%
3. /storm-sewer-lateral-responsibility/	12 (19.05%)	12 (28.57%)	00:01:08	75.00%	58.33%
4. /storm-water-utility/	6 (9.52%)	2 (4.76%)	00:00:45	0.00%	0.00%
5. /related-links/	3 (4.76%)	2 (4.76%)	00:00:59	0.00%	33.33%
6. /storm-water-utility/storm-water-credit-policy/	1 (1.59%)	1 (2.38%)	00:01:55	0.00%	0.00%

Rows 1 - 6 of 6

Storm Water Management

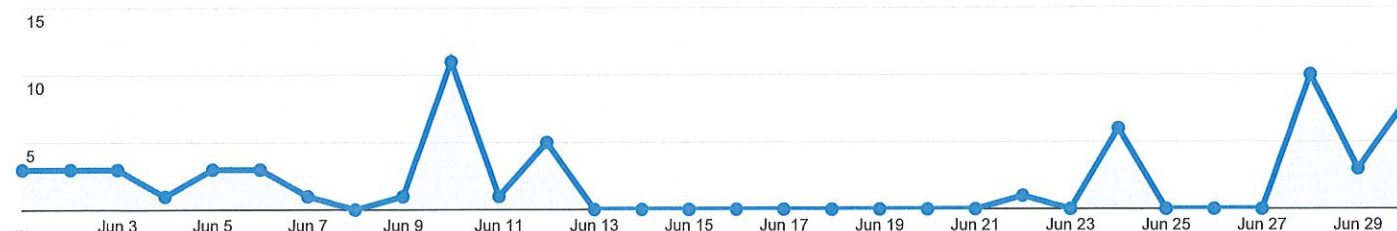
ALL » PAGE PATH LEVEL 1: /government/ » PAGE PATH LEVEL 2: /departments/ » PAGE PATH LEVEL 3: /storm-water-management/

Jun 1, 2020 - Jun 30, 2020

All Users
0.24% Pageviews

Explorer

Pageviews



Page path level 4	Pageviews	Unique Pageviews	Avg. Time on Page	Bounce Rate	% Exit
	63 % of Total: 0.24% (26,695)	50 % of Total: 0.23% (21,733)	00:02:01 Avg for View: 00:01:13 (65.94%)	48.00% Avg for View: 58.65% (-18.16%)	30.16% Avg for View: 41.84% (-27.92%)
1. /storm-sewer-lateral-responsibility/	24 (38.10%)	17 (34.00%)	00:02:26	72.73%	50.00%
2. /general-permit-information/	17 (26.98%)	12 (24.00%)	00:00:49	12.50%	5.88%
3. /storm-water-utility/	8 (12.70%)	7 (14.00%)	00:00:46	66.67%	25.00%
4. /	7 (11.11%)	7 (14.00%)	00:05:43	0.00%	14.29%
5. /related-links/	4 (6.35%)	4 (8.00%)	00:02:24	0.00%	25.00%
6. /storm-water-utility/storm-water-credit-policy/	3 (4.76%)	3 (6.00%)	00:00:31	100.00%	66.67%

Rows 1 - 6 of 6

Storm Water Management

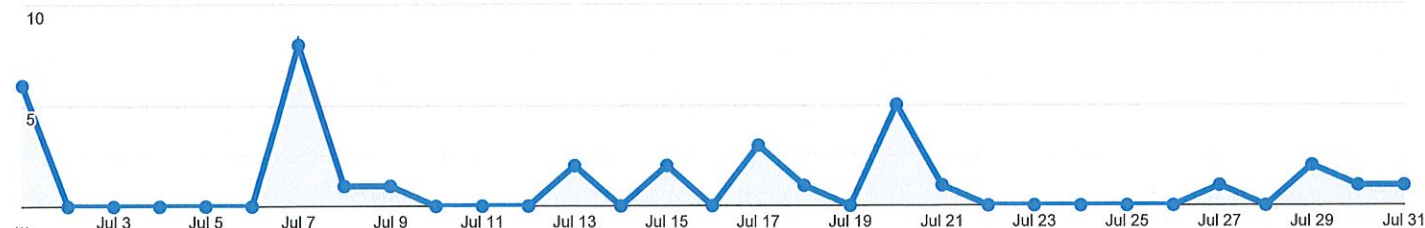
ALL » PAGE PATH LEVEL 1: /government/ » PAGE PATH LEVEL 2: /departments/ » PAGE PATH LEVEL 3: /storm-water-management/

Jul 1, 2020 - Jul 31, 2020

All Users
0.13% Pageviews

Explorer

Pageviews



Page path level 4	Pageviews	Unique Pageviews	Avg. Time on Page	Bounce Rate	% Exit
	35 % of Total: 0.13% (27,654)	29 % of Total: 0.13% (22,687)	00:01:21 Avg for View: 00:01:06 (24.21%)	33.33% Avg for View: 58.41% (-42.93%)	20.00% Avg for View: 42.57% (-53.02%)
1. /	14 (40.00%)	12 (41.38%)	00:00:49	33.33%	35.71%
2. /related-links/	6 (17.14%)	4 (13.79%)	00:01:00	0.00%	0.00%
3. /general-permit-information/	5 (14.29%)	4 (13.79%)	00:00:53	0.00%	0.00%
4. /storm-sewer-lateral-responsibility/	4 (11.43%)	3 (10.34%)	00:00:18	50.00%	25.00%
5. /storm-water-utility/	4 (11.43%)	4 (13.79%)	00:00:14	0.00%	25.00%
6. /storm-water-utility/storm-water-credit-policy/	2 (5.71%)	2 (6.90%)	00:09:20	0.00%	0.00%

Rows 1 - 6 of 6

Storm Water Management

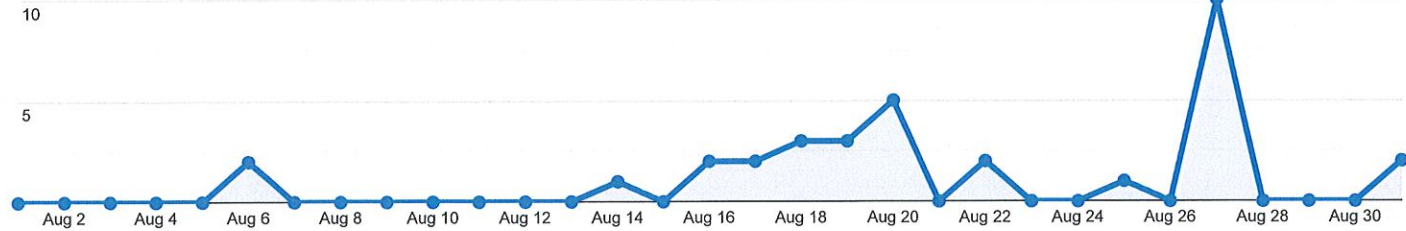
ALL » PAGE PATH LEVEL 1: /government/ » PAGE PATH LEVEL 2: /departments/ » PAGE PATH LEVEL 3: /storm-water-management/

Aug 1, 2020 - Aug 31, 2020

All Users
0.14% Pageviews

Explorer

Pageviews



Page path level 4	Pageviews	Unique Pageviews	Avg. Time on Page	Bounce Rate	% Exit
	33 % of Total: 0.14% (24,003)	30 % of Total: 0.15% (19,808)	00:00:28 Avg for View: 00:01:17 (-63.37%)	44.44% Avg for View: 59.97% (-25.89%)	27.27% Avg for View: 44.47% (-38.67%)
1. /	12 (36.36%)	11 (36.67%)	00:00:33	0.00%	8.33%
2. /general-permit-information/	10 (30.30%)	9 (30.00%)	00:00:38	50.00%	30.00%
3. /storm-sewer-lateral-responsibility/	6 (18.18%)	6 (20.00%)	00:00:12	100.00%	83.33%
4. /storm-water-utility/	3 (9.09%)	2 (6.67%)	00:00:05	0.00%	0.00%
5. /related-links/	2 (6.06%)	2 (6.67%)	00:00:09	0.00%	0.00%

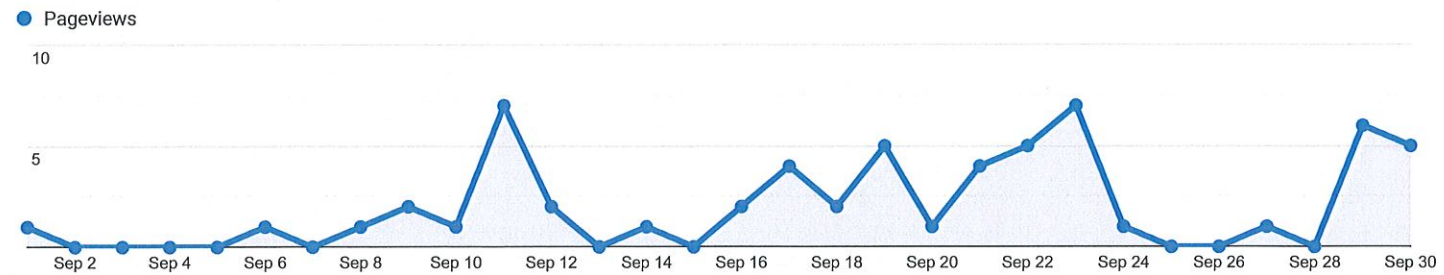
Rows 1 - 5 of 5

Storm Water Management

ALL » PAGE PATH LEVEL 1: /government/ » PAGE PATH LEVEL 2: /departments/ » PAGE PATH LEVEL 3: /storm-water-management/ Sep 1, 2020 - Sep 30, 2020

All Users
0.22% Pageviews

Explorer



Page path level 4	Pageviews	Unique Pageviews	Avg. Time on Page	Bounce Rate	% Exit
	59 % of Total: 0.22% (26,461)	52 % of Total: 0.24% (21,952)	00:01:20 Avg for View: 00:01:12 (11.54%)	31.25% Avg for View: 60.04% (-47.95%)	23.73% Avg for View: 44.16% (-46.27%)
1. /	32 (54.24%)	30 (57.69%)	00:01:20	30.00%	28.12%
2. /general-permit-information/	14 (23.73%)	10 (19.23%)	00:02:14	33.33%	21.43%
3. /storm-sewer-lateral-responsibility/	7 (11.86%)	6 (11.54%)	00:00:17	33.33%	14.29%
4. /storm-water-utility/	5 (8.47%)	5 (9.62%)	00:00:37	0.00%	0.00%
5. /related-links/	1 (1.69%)	1 (1.92%)	00:00:00	0.00%	100.00%

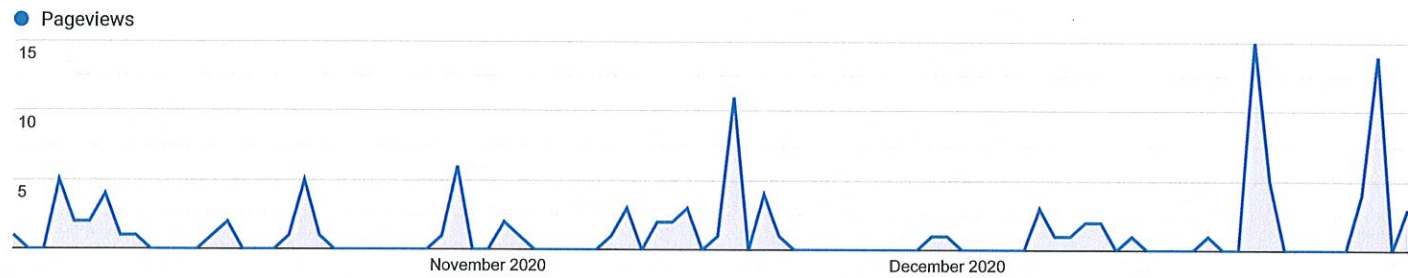
Rows 1 - 5 of 5

Storm Water Management

ALL » PAGE PATH LEVEL 1: /government/ » PAGE PATH LEVEL 2: /departments/ » PAGE PATH LEVEL 3: /storm-water-management/ Oct 1, 2020 - Dec 31, 2020

All Users
0.17% Pageviews

Explorer



Page path level 4	Pageviews	Unique Pageviews	Avg. Time on Page	Bounce Rate	% Exit
	118 % of Total: 0.17% (70,625)	94 % of Total: 0.16% (58,126)	00:00:44 Avg for View: 00:01:11 (-37.78%)	48.15% Avg for View: 59.46% (-19.02%)	22.88% Avg for View: 42.84% (-46.59%)
1. /	57 (48.31%)	42 (44.68%)	00:00:28	46.67%	22.81%
2. /general-permit-information/	25 (21.19%)	21 (22.34%)	00:00:58	33.33%	16.00%
3. /storm-sewer-lateral-responsibility/	11 (9.32%)	10 (10.64%)	00:02:00	25.00%	27.27%
4. /storm-water-utility/	10 (8.47%)	9 (9.57%)	00:00:47	0.00%	10.00%
5. /storm-water-utility/storm-water-credit-policy/	10 (8.47%)	8 (8.51%)	00:00:21	100.00%	60.00%
6. /related-links/	5 (4.24%)	4 (4.26%)	00:00:13	0.00%	0.00%

Rows 1 - 6 of 6